


ArcSystem Pro

Fully-dimmable LED lighting for auditoriums,
retail and commercial installations



BEAUTIFUL, DYNAMIC LIGHT



Sharpening the Cutting Edge

For four years, GDS has seen its ArcSystem installed into some of the world's most significant theatres, arenas, churches, galleries and museums. In 2016 ArcSystem lit the way for approximately 95 million people worldwide, with peerless light quality in an environmentally and economically sustainable way. In the fast-paced world of technological advancement, only a tireless approach dedicated to constant innovation and development maintains a position in the front rank. For GDS, that means pushing boundaries - making the best better. ArcSystem was born from precisely this innovative approach and now with new features and numerous system enhancements has begun a new chapter on its journey toward perfection. ArcSystem V1.5 is here.



Invest in Quality, Save Energy, Save Money

Originally developed with theatres in mind, ArcSystem now provides high quality light for an ever-increasing range of applications. ArcSystem uses highly efficient Lumileds LEDs in all colour temperatures across the range. With excellent colour rendering and bright output, ArcSystem luminaires offer all the energy and cost-saving benefits of LEDs without any aesthetic compromise. By allowing for the individual control of each luminaire, ArcSystem ensures that optimum light level is achieved for every area to be covered. All ArcSystem luminaires are designed to be used with standard electrical installation hardware and are completely convection cooled for silent operation in noise-sensitive environments. Carefully designed reflectors across the entire ArcSystem range serve to minimise glare.



When the Lights go Down

Perfect dimming is part of the essence of ArcSystem. Many LEDs are designed to work with preset scenes and light switches but fall short when it comes to a smooth fade to zero. ArcSystem luminaires have been specifically engineered for smooth, uniform and silent dimming from 100% to 0%. When the curtain goes up, ArcSystem will dim perfectly, without flicker or distraction, every single time.

SIMPLE INSTALLATION



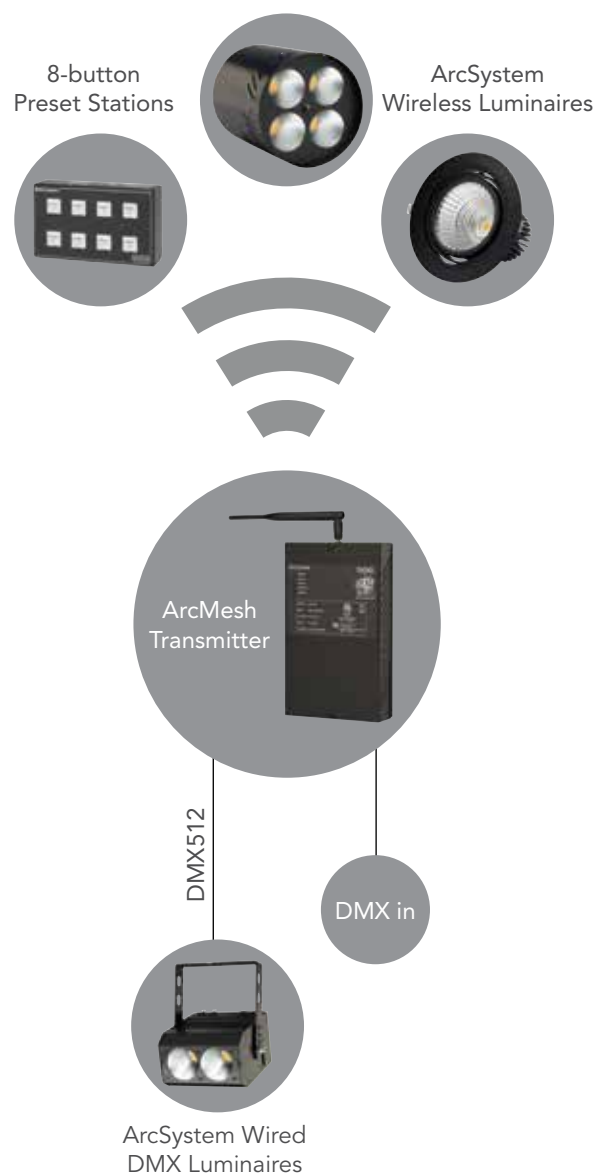
Wireless Control with ArcMesh - No Need to Rewire

The prospect of installing a new lighting system might be considered daunting but ArcSystem simplifies the process with its ArcMesh wireless control network. Each ArcSystem One-Cell or Multi-Cell luminaire acts as a configurable transceiver, able to communicate wirelessly with other units. Each unit is individually and remotely accessible, enabling a quick and trouble-free set-up.

Choose a Control Method

The ArcMesh Transmitter converts traditional DMX input to wireless ArcMesh signal, so ArcSystem can easily interface with a venue's existing control system. ArcSystem luminaires can also be controlled via wired DMX or as part of a hybrid system designed to use both DMX and wireless technology.

The transition to ArcSystem, whether retro-fitted or as part of a new installation, will be as smooth as its dimming.



RECESSED SOLUTIONS



Smooth Dimming, Sleek Profile

With excellent light quality (90+ CRI) and multiple beam angles to choose from, Pro downlights are a perfect, energy-efficient replacement for traditional incandescent fixtures. Powered by the D1, D4 or D48 driver.



Pro MR16

A compact Pro MR16 LED fitting that blends effortlessly into any ceiling for short to medium-throw illumination. The Pro MR16 is available in beam angles of 19°, 24°, 37° and 60°.



Pro One-Cell Small

Adjustable by means of two-axis mounting bracket to ensure even illumination and avoid unsightly scalloping on walls and architecture. Pro One-Cell Small is available in beam angles of 19°, 24°, 37° and 60°.



Pro One-Cell Large

Sharing the adjustable characteristic of the Pro One-Cell Small, the Pro One-Cell Large is available in 30°, 40° and 80° beam angles for wider coverage.



SURFACE-MOUNT SOLUTIONS



Perfect Fit and Complete Coverage For Any Space

Pro One-Cell Yoke

Sharing the same high quality optics as its recessed counterparts, this Pro One-Cell variant has a highly adjustable yoke that can be mounted or clamped in hard-to-light spaces. The Pro One-Cell Yoke is powered by the D1, D4 or D48 Driver. The Pro One-Cell Yoke is available in beam angles 19°, 24°, 37° and 60° in the small version and 30°, 40° and 80° in the large version.



Pro Two-Cell

This small, narrow luminaire is ideal for short throws and small spaces. The onboard driver acts as an ArcMesh wireless transceiver, allowing for easy system setup. The Pro Two-Cell comes in multiple beam angle 19°, 24°, 37° and 60° and colour temperature options.



Pro Four-Cell Square

This compact luminaire packs a punch on medium to long-throw installations where hanging space is limited. The Pro Four-Cell has an onboard driver and comes in various beam angles 19°, 24°, 37° and 60° and multiple colour temperature options.



Pro Four-Cell Linear

This Pro Four-Cell luminaire delivers high-quality, medium to long-throw optics in a form factor that fits easily between architectural beams and acoustic panels. It is available in beam angles of 19°, 24°, 37° and 60°.



Pro Eight-Cell

The largest of the Pro Multi-Cell luminaires, the Pro Eight-Cell tucks into high ceiling bays for long-throw, wide-angle illumination. The Pro Eight-Cell has an onboard driver and comes in various beam angles 19°, 24°, 37° and 60° and multiple colour temperature options.



PENDANT SOLUTIONS



Get the Hang of Elegant Lighting

Pro Four-Cell Round

The ArcSystem Pro Four-Cell Round is a high-output, smooth dimming luminaire for medium to long-throw illumination, with the same high quality light and dimming as the other Pro Multi-Cell luminaires. Pendant luminaires are available in black, white and custom colour finishes, with a clean, round form that fits seamlessly in any venue.

Pendant luminaires are designed to be hung using standard electrical installation hardware and are completely convection cooled for silent operation in noise sensitive environments.

The high-grade recessed LEDs allow the Pro Four-Cell Round to be installed without glare. Pro Four-Cell Round is available in beam angles of 19°, 24°, 37° and 60°.



ARCLAMP



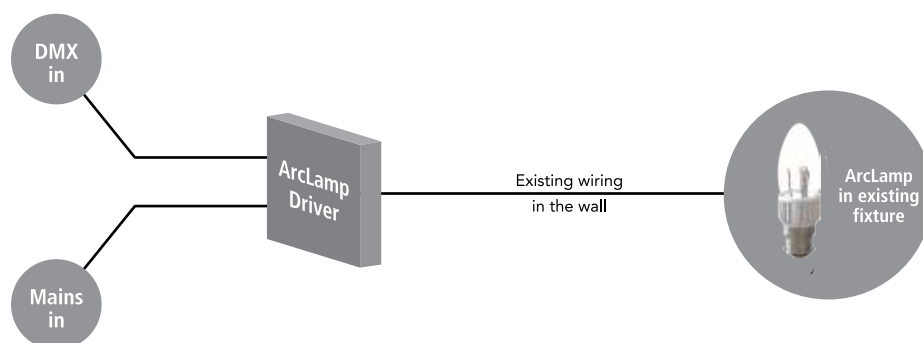
An LED Lamp with High Standards

ArcLamp White / Fade to Warm / Flicker Lamp

Making a historic chandelier LED-compatible is just one of the possibilities offered by ArcLamp. The process is as simple as replacing incandescent lamps and using existing wiring to connect to the ArcLamp driver, which can be located in a ceiling or dimmer room. Rated for 55,000 hours of continuous use, ArcLamp has the option 'fade to warm' when dimming down and offers a CRI of 92+ and is equivalent to 40W tungsten.

With a lifespan that eliminates the need for expensive maintenance hard to reach areas, perfect dimming and a 90% energy saving over incandescent equivalents, ArcLamp is an elegant, unrivalled solution for an ever-increasing range of applications.

ArcLamp is available in every type of lamp base with candle and glol shape options in clear and frosted finishes.



INSTALLATION AND CONTROL



ArcMesh Transmitter - Wired, Wireless or Hybrid - Retro Fit or New Build.

ArcSystem can be addressed and controlled wirelessly using the ArcMesh Network. This allows for easy setup without the hassle of control wiring or costly renovation. The ArcMesh Transmitter is the brains of the wireless system, converting DMX signals into wireless ArcMesh control signals. Each ArcSystem luminaire driver has the ability to rebroadcast these signals if selected, creating a self healing mesh network. Each ArcMesh Transmitter supports up to 100 ArcSystem luminaires.

It is important to note that ArcSystem can also be controlled by wired DMX, allowing for the design of systems which may be wireless, wired or a hybrid of both. This flexibility enables ArcSystem to meet the specific requirements of any situation, new-build or retro-fit.


Co-ordinating your ArcSystem control with a venue's other systems couldn't be easier. Simply connect your existing control console or architectural system to the ArcMesh Transmitter's DMX input, to complete a fully integrated house light system.

Eight Button Preset Panel

If a venue doesn't have a dedicated control system, the optional Eight Button Preset Panel can provide direct recall for eight preset scenes stored in the ArcMesh Transmitter, requiring only mains power to operate.



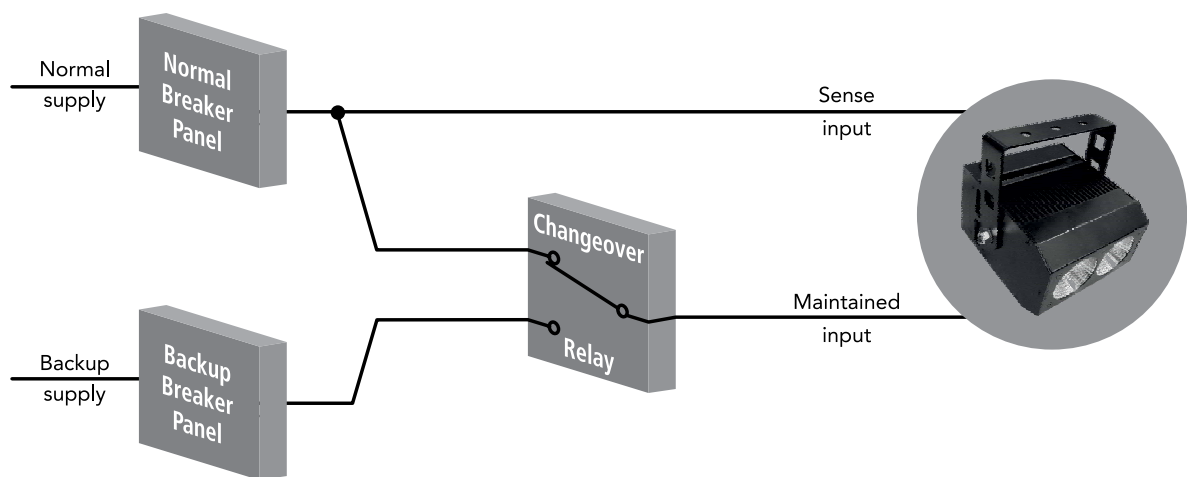
EMERGENCY LIGHTING



Easy setup and Wireless Control

If a venue suffers a power failure, leaving the venue in the dark is not an option. Fortunately, all ArcSystem Pro luminaires and drivers are available in emergency versions.

These are equipped with a secondary mains feed, used to sense the presence of normal power. If normal power fails, the ArcSystem luminaire or driver will override its control and switch on to full.



LED DRIVERS



ArcSystem Drivers

GDS multi-cell products have built-in drivers, allowing direct connection to the mains supply, whereas single cells, LED strip and low voltage ArcLamp fixtures require separate drivers.

GDS offers a range of different LED drivers for any LED product, including 3rd party downlights and LED strip, in any configuration, in any size of venue.

Constant Current (CC)

CC drivers will vary the output voltage up or down to guarantee a set power input into the LED. This is used for LEDs that do not have the ability to limit power internally including all single cell units and multi-cell fixtures. CC drivers are useful for lighting systems that have long cable runs, or if the installation allows light fittings to be wired in series on one channel. GDS CC drivers are available in 1, 4 and up to 48 channels of control.

Constant Voltage (CV)

CV drivers provide a fixed output voltage to the load. They are used with LED products which limit their power internally, including LED strip. GDS CV drivers are available in 150W, 350W and 700W variations with a fixed voltage output of 24 Volts DC.

ArcLamp Driver (AL)




ArcLamp drivers provide a fixed voltage output up to the driver specification. They are used with ArcLamp products which limit their power internally. In these applications ArcLamp drivers ensure that the light output is constant across the entire length of the circuit. GDS ArcLamp drivers are available in 150W, 350W and 700W variations with a fixed voltage output of 24 Volts DC.

All drivers have built in wireless and wired DMX on RJ45 for easy setup and configuration. Each type of driver in the range is available in an 'emergency' version, enabling the use of any LED fitting as a house or emergency light. Wall and rack mount options are available.



TECHNICAL SPECIFICATIONS








ArcSystem Luminaire	Image	Product Code	Driver	Size / Beam angle	Colour Temperture	CRI / Output
Lamps						
ArcLamp White		ARCP15L	ArcLamp Driver	B22 / B15 / E14 / E27	2200k (80cri) 2700k 3000k	92 + CRI 40w EQV
ArcLamp Fade To Warm		ARCP15L	ArcLamp Driver	B22 / B15 / E14 / E27	Fade to Warm	92 + CRI 40w EQV
ArcLamp Flicker		ARCP15L	ArcLamp Driver	B22 / B15 / E14 / E27	Flicker / Fade to Warm	92 + CRI 40w EQV

Downlights




ArcPro MR16 Recessed		ARCP151M	Constant Current	19°, 24°, 37°, 60°	2700k 3000k 4000k	92 + CRI 495lm
ArcPro MR16 Yoke		ARCP151M	Constant Current	19°, 24°, 37°, 60°	2700k 3000k 4000k	92 + CRI 495lm
ArcPro One - Cell Small Yoke		ARCP151S	Constant Current	19°, 24°, 37°, 60°	2700k 3000k 4000k	92 + CRI 1660lm
ArcPro One - Cell Small Recessed		ARCP151S	Constant Current	19°, 24°, 37°, 60°	2700k 3000k 4000k	92 + CRI 1660m
ArcPro One - Cell Large Yoke		ARCP151L	Constant Current	30°, 40°, 80°	2700k 3000k 4000k	92 + CRI 1660lm
ArcPro One - Cell Large Adjustable		ARCP151L	Constant Current	30°, 40°, 80°	2700k 3000k 4000k	92 + CRI 1660lm

Multi - Cell Fixtures





ArcPro Two - Cell		ARCP152	Onboard	19°, 24°, 37°, 60°	2700k 3000k 4000k	92 + CRI 3520lm
ArcPro Four - Cell Linear		ARCP154L	Onboard	19°, 24°, 37°, 60°	2700k 3000k 4000k	92 + CRI 7640m
ArcPro Four - Cell Square		ARCP154S	Onboard	19°, 24°, 37°, 60°	2700k 3000k 4000k	92 + CRI 7640lm
ArcPro Four - Cell Round		ARCP154R	Onboard	19°, 24°, 37°, 60°	2700k 3000k 4000k	92 + CRI 7640lm
ArcPro Eight - Cell		ARCP158	Onboard	19°, 24°, 37°, 60°	2700k 3000k 4000k	92 + CRI 13820lm

ArcSystem Product	Image	Product Code	Driver type	Dimming Channels	Output	Installation
-------------------	-------	--------------	-------------	------------------	--------	--------------




Constant Current Driver

ArcPro D1 CC		ARCMD1 CCW - 20	Constant Current	1	20w	Wall Mount
ArcPro D4 CC		ARCP15M D4CCW - 115	Constant Current	4	115w	Wall Mount
ArcPro D48 CC		Special order	Constant Current	48	1500w	Rack (2U)

Constant Voltage Driver

ArcPro D4 150		ARCP15M D4CV24W - 150	Constant Voltage	4	150w 24v	Wall mount
ArcPro D4 350		ARCP15M D4CV24R - 350	Constant Voltage	4	350w 24v	Rack (1U)
ArcPro D4 700		ARCP15M D4CV24R - 700	Constant Voltage	4	700w 24v	Rack (1U)
ArcPro D48 CV		Special order	Constant Voltage	48	1500w 24v	Rack (2U)




ArcLamp Driver

ArcLamp D4 150		ARCP15M D4AL24W - 150	ArcLamp Driver	4	150w 25 Lamps	Wall mount
ArcLamp D4 350		ARCP15M D4AL24W - 350	ArcLamp Driver	4	350w 60 Lamps	Rack (1U)
ArcLamp D4 700		ARCP15M D4AL24W - 700	ArcLamp Driver	4	700w 120 Lamps	Rack (1U)

All drivers and multi cell fixtures are available in emergency versions

ArcSystem Product	Image	Product Code	Type	Connectivity	Input	Installation
----------------------	-------	-----------------	------	--------------	-------	--------------

Control Panel

ArcPro 8 Button panel		ARCP15M CP8	Control Panel	Wireless only	240v	Wall Mount
ArcPro 8 Button panel -Desk		ARCP15M CP8DM	Control Panel	Wireless only	240v	Desk Mount
ArcPro 8 Button panel -Flush		ARCP15M CP8FM	Control Panel	Wireless only	240v	Recessed

Transmitter

ArcPro TX1		ARCP15M TX1	Transmitter	Wireless / DMX	240v	Wall mount
ArcPro TX1 USB		ARCP15M TX1USB	Transmitter	Wireless / USB	USB	N/A

Accessories

USB Commission Tool		ARCP15 MCT	Commission Tool	Wireless	-	-
Y - Split cable		ARCP15 AMYSA	Molex Series Cable	Molex	-	-
Molex extension (1m)		ARCP15 AHBC1	Molex Extension	Molex	-	-
Molex extension (2m)		ARCP15 AHBC2	Molex Extension	Molex	-	-
Molex extension (3m)		ARCP15 AHBC3	Molex Extension	Molex	-	-
Molex extension (5m)		ARCP15 AHBC5	Molex Extension	Molex	-	-
Molex extension (10m)		ARCP15 AHBC10	Molex Extension	Molex	-	-



GDS - Unit 13 - Riverside Business Park, St Annes Road, Bristol, UK, BS4 4ED
sales@gds.uk.com Tel: +44 0117 325 0063 Fax: +44 0117 971 6202